




**WINER**

M & G

# GLASS PRODUCTS

Experts and Innovators in Glass Products

- GLASS SHELF
  - SHOWER DOOR TEMPERED GLASS
  - TABLE TOP TEMPERED GLASS
  - SILKSCREEN PRINTED GLASS
- 

**WINER**

M &amp; G

---

# 1. GLASS SHELF

Glass shelves are a great way to add some high design to your space without breaking the bank. Our custom shelves and shelf kits are safe to use in a humid environment like a bathroom, even in the shower!

# WINNER

M & G



01. RECTANGLE SHAPE



02. TRIANGLE SHAPE



03. PENTAGON SHAPE



04. QUARTER SHAPE




# WINER

M & G

## SHAPES



Rectangle



Customized sizes

Quarter Circle



Limited sizes

Pentagon



Limited sizes

Triangle





Limited sizes

# WINER

## M & G



# APPLICATIONS



# WINER

M & G

## PRODUCTS REVIEW



# RECTANGLE GLASS SHELF

## Specifications

### Dimensions

Assembled Depth (in.)	7.00 in
Assembled Width (in.)	18.00 in
Assembled Height (in.)	0.24 in

Shelf Depth (in.)	7.00 in
Shelf Width (in.)	18.00 in
Glass thickness (in.)	0.24 in

### Details

Assembly Required	NO
Color/Finish	Clear/Colored/Tinted
Features	No additional Features
Number of Pieces Included	1
Logo Print	Available
Shelf Type	Solid

Decorative Shelving Type	Floating Shelf
Included	No additional components or accessories are included
Number of Shelves	1 Tier
Shelf Material	Glass
Style	Classic
Package	Carton or Bulk crate

WINER

M & G

# RECTANGLE GLASS SHELF

More Customized Sizes



L(In.)	W(In.)
4	18
4	24
5	16
5	18
6	24
8	24
8	36



# QUARTER CIRCLE SHAPE GLASS SHELF

## Specifications

### Dimensions

Assembled Depth (in.)	10.00 in
Assembled Width (in.)	10.00 in
Assembled Height (in.)	0.30 in

Shelf Depth (in.)	10.00 in
Shelf Width (in.)	10.00 in
Glass thickness (in.)	0.30 in

### Details

Assembly Required	NO
Color/Finish	Clear
Features	No additional Features
Number of Pieces Included	1
Shelf Color/Finish	Clear
Shelf Type	Solid

Decorative Shelving Type	Floating Shelf
Included	No additional components or accessories are included
Number of Shelves	1 Tier
Shelf Material	Glass
Style	Classic
Package	Carton or Bulk crate



# QUARTER CIRCLE SHAPE GLASS SHELF

More Customized Sizes



L(In.)	W(In.)
8	8
9	9
10	10
12	12
16	16
18	18

# PENTAGON SHAPE GLASS SHELF



## Specifications

### Dimensions

Assembled Depth (in.)	10.00 in
Assembled Width (in.)	10.00 in
Assembled Height (in.)	0.40 in

Shelf Depth (in.)	10.00 in
Shelf Width (in.)	10.00 in
Glass thickness (in.)	0.30 in

### Details

Assembly Required	NO
Color/Finish	Clear
Features	No additional Features
Number of Pieces Included	1
Shelf Color/Finish	Clear
Shelf Type	Solid

Decorative Shelving Type	Floating Shelf
Included	No additional components or accessories are included
Number of Shelves	1 Tier
Shelf Material	Glass
Style	Classic
Package	Carton or Bulk crate

# PENTAGON SHAPE GLASS SHELF

More Customized Sizes



L(In.)	W(In.)
6	6
7	7
8	8
10	10
12	12
16	16
18	18

# TRIANGLE SHAPE GLASS SHELF

## Specifications

### Dimensions

Assembled Depth (in.)	10.00 in
Assembled Width (in.)	10.00 in
Assembled Height (in.)	0.40 in

Shelf Depth (in.)	10.00 in
Shelf Width (in.)	10.00 in
Glass thickness (in.)	0.30 in

### Details

Assembly Required	NO
Color/Finish	Clear
Features	No additional Features
Number of Pieces Included	1
Shelf Color/Finish	Clear
Shelf Type	Solid

Decorative Shelving Type	Floating Shelf
Included	No additional components or accessories are included
Number of Shelves	1 Tier
Shelf Material	Glass
Style	Classic
Package	Carton or Bulk crate

WINER

M & G

# TRIANGLE SHAPE GLASS SHELF

More Customized Sizes



L(In.)	W(In.)
8	8
9	9
10	10
12	12
16	16
18	18

**WINER****M & G**

---

## 2. SHOWER DOOR TEMPERED GLASS

Clear, patterned, laminated, silkscreened, engraved...WINER M&G offers the industry's variety of luxurious glass options ranging in opacity for the degree of privacy desired. Safety-tempered glass, used in all our enclosures, is five times stronger than ordinary glass.

# WINER

M & G



01. GLASS TYPES



02. GLASS SIZES & THICKNESS



03. GLASS PROCESSING





# WINER

M & G

## GLASS TYPES

Color



CLEAR GLASS

VS



EXTRA CLEAR GLASS



# WINER

## M & G

# GLASS TYPES



### Pattern



Clear



Obscure



Rain



Engraved



Clear Etched



Silk



Extra Clear



Strata



Fluted



Black

# GLASS SIZE & GLASS THICKNESS

Sizes

W(in.)	H(in.)
24	70/72/76
28	70/72/76
30	70/72/76
32	70/72/76
34	70/72/76
36	70/72/76
48	70/72/76


WINER

M & G

# WINER

M & G


## GLASS PROCESSING



FLAT POLISH EDGE



HOLE



NOTCH

# WINER

M & G

## GLASS PROCESSING



CUSTOMIZED LOGO PRINT



TEMPERED GLASS MARK

**WINER**

M & G



---

### 3. TABLE TOP TEMPERED GLASS

Transparent glass is awesome at creating the illusion of space and making a room appear larger and more airy than it actually is. So, for example, if the kitchen and the dining room are one and the same space, a glass top would definitely help.

# WINER

M & G



01. RECTANGLE SHAPE



02. ROUND SHAPE



03. RACETRACK SHAPE



04. SPECIAL IRREGULAR SHAPE







**WINER**

M & G

## GLASS SHAPES

---






# WINER

M & G


## GLASS EDGEWORKS




**Beveled Polished Edge**



**Flat Polished Edge**



**Ogee Polished Edge**




**Pencil Polished Edge**

# WINER

M & G

## GLASS APPLICATIONS

---





Specification

**Glass Width (in.)** 16'', 18'', 20'', 22'', 24'', 26'', 30'', 32'', 36'', 42''

**Glass Length (in.)** 36'', 40'', 42'', 48'', 54'', 60'', 72'', 76'', 78''

**Glass Thickness (in.)** 1/8", 5/32", 3/16", 1/4", 3/8", 1/2", 3/4"

**Glass Shapes** Square, Round, Triangle, Arch, Octagon, Custom

Details

**Assembly Required**

NO

**Color/Finish**

Clear (Standard), Low Iron, Frosted, Tint, Acid Etch, Color Painted

**Features**

No additional Features

**Number of Pieces Included**

1

**Strength**

Annealed (Standard), Tempered

**R corner**

Available

**Glass Edge Work**

Pencil Polished, Beveled, Flat Polished

**Included**

No additional components or accessories are included

**Lead time**

15-20days for bulk order

**Applications**

Furniture

**Style**

Classic

**Package**

Carton or Bulk crate

**WINER**

M &amp; G

---

## 4. SILKSCREEN PRINTED GLASS

Silk-screen printed glass is a special kind of decorative glass made by printing a layer of ceramic ink on the surface of glass through the screen mesh for tempering or heat-strengthening process after. As a result silk-screen printed glass is durable, scratch-proof, solar shading and with anti-glare effect. Its acid and moisture resistant features maintain colors for decades, whereas various color and graphic choices are an option.



## Specification

**Glass Width (in.)** 8", 10", 36", 40", 42", 48" etc.

**Glass Length (in.)** 8", 10", 36", 40", 42", 48" etc.

**Glass Thickness (in.)** 1/8", 5/32", 3/16", 1/4", 3/8", 1/2", 3/4"

**Glass Shapes** Square, Round, Triangle, Arch, Octagon, Custom

## Details

**Assembly Required** NO

**Color/Finish** Black, White, Red, Orange  
Any color based RAL code

**Features** No additional Features

**Number of Pieces Included** 1

**Strength** Annealed (Standard), Tempered

**R corner** Available

**Glass Edge Work** Pencil Polished, Beveled, Flat Polished

**Included** No additional components or accessories are included

**Lead time** 15-20days for bulk order

**Applications** Furniture & Interior Design & Home Appliances



**Style** Classic

**Package** Carton or Bulk crate

# WINER

## M & G

# APPLICATIONS











# WINER

## M & G

## PRODUCT REVIEW



**WINER**

M & G



**THANK YOU**



**FOR ALL YOUR BATHROOM GLASS PRODUCTS REQUIREMENTS,  
EMAIL US [SALES@ZIHANMIRROR.COM](mailto:SALES@ZIHANMIRROR.COM)**

